

Special Report

Cruise Industry News

April 2024

Global CRUISE Ship



Orderbook

Ocean Ships On Order:	54	Orderbook Value:	\$36.6 Billion
Average Size:	98,325 Tons	Total Berths:	122,002
Average Capacity:	2,259 Passengers	Average Price/Berth:	\$299,626
Average Cost:	\$676,944,444		

April 2024

2024:

Cruise Line	Ship	Cost ¹	Tonnage	Capacity	Yard	Sailing	Delivery
<input checked="" type="checkbox"/> Princess	Sun Princess	\$1,000	175,000	4,300	Fincantieri	Eur/Carib	Q1
<input type="checkbox"/> TUI Cruises	Mein Schiff 7	\$625	110,000	2,900	Meyer Turku	Europe	Spring
Cunard Line	Queen Anne	\$600	113,000	3,000	Fincantieri	World	Q2
<input type="checkbox"/> Silversea	Silver Ray	\$600	54,700	728	Meyer Werft	World	Q2
<input type="checkbox"/> Royal Caribbean	Utopia	\$1,300	231,000	5,714	Chantiers	Carib	Q2
Virgin	Brilliant Lady	\$795	110,000	2,770	Fincantieri	Eur/Carib	Q2
Explora Journeys	Explora II	\$600	64,000	922	Fincantieri	World	Summer
<input type="checkbox"/> Disney	Disney Treasure	\$900	140,000	2,500	Meyer Werft	Carib	Q4
<input type="checkbox"/> Ritz-Carlton	Ilma	\$350	37,000	456	Chantiers	World	Q3
Viking Ocean	Viking Vela	\$400	47,000	998	Fincantieri	World	Q4
<input type="checkbox"/> Oceanwide	Janssonius	\$85	6,300	174	Brodosplit	World	TBA

2024 Summary

Total Ships:	11	Orderbook Value:	\$7.3 Billion
Average Size:	98,909 Tons	Total Berths:	24,462
Average Capacity:	2,224 Passengers	Average Price/Berth:	\$296,582
Average Cost:	\$659,545,455		

ANNUAL REPORT

New 2024 Edition

- ✓ Capacity Projections Through 2033
- ✓ Fully Updated Supply Projections
- ✓ All the Data You Need!



ORDER NOW

2025:

Cruise Line	Ship	Cost ¹	Tonnage	Capacity	Yard	Sailing	Delivery
TUI Cruises	Mein Schiff Relax	\$850	161,000	4,000	Fincantieri	Europe	Q1
MSC Cruises	World America	\$1,200	205,700	5,400	Chantiers	Carib	Q1
Norwegian	Aqua	\$1,000	156,300	3,571	Fincantieri	Carib	Q1
Princess	Star Princess	\$1,000	175,000	4,300	Fincantieri	Eur/Carib	Spring
Royal Caribbean	Star/Seas	\$1,100	250,800	5,610	Meyer Turku	Carib	Q2
Oceania	Allura	\$660	67,000	1,200	Fincantieri	Eur/Carib	Q2
SunStone ²	Unnamed	\$65	8,000	186	CMIH	World	Q3
Four Seasons	Unnamed	\$425	20,000	180	Fincantieri	World	Q4
Celebrity	Xcel	\$1,000	140,600	3,260	Chantiers	Carib	Q4
Viking Ocean	Unnamed	\$400	47,000	998	Fincantieri	World	TBA
Mystic/Atlas	World Seeker	\$120	10,000	200	West Sea	World	TBA
Disney	Destiny	\$900	140,000	2,500	Meyer Werft	TBA	TBA
NYK	Asuka III	\$650	51,950	744	Meyer Werft	Asia	TBA
Ritz-Carlton	Luminara	\$350	37,000	456	Chantiers	World	TBA
Northern Xplorer	Unnamed	\$200	20,000	220	West Sea	World	TBA
Adora	Unnamed	\$750	141,000	5,300	CSSC	China	TBA
Disney	Adventure	\$1,800	208,000	6,000	MV Werften	Asia	TBA

2025 Summary

Total Ships:

17

Average Size:

108,197 Tons

Average Capacity:

2,596 Passengers

Average Cost:

\$733,529,412

Orderbook Value:

\$12.5 Billion

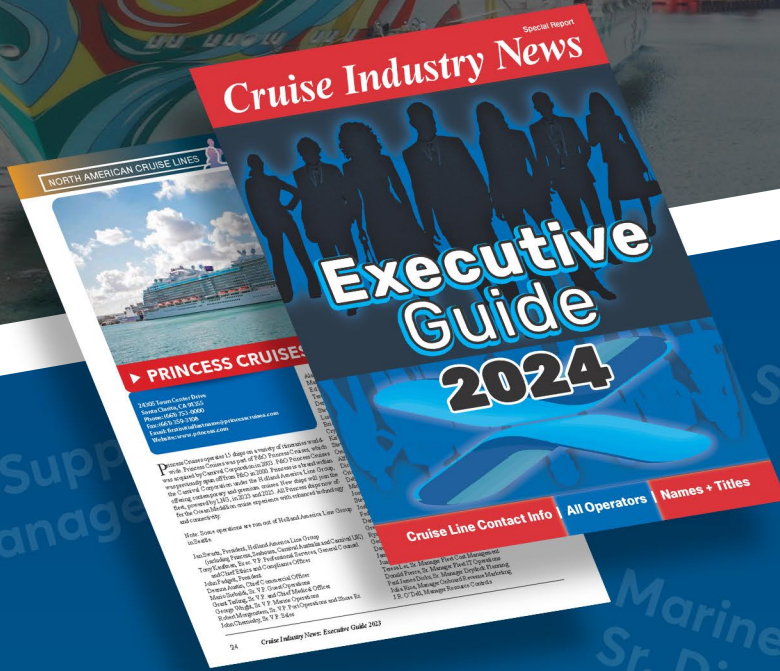
Total Berths:

44,125

Average Price/Berth:

\$282,606

² Expected to be chartered out



2024 EXECUTIVE GUIDE

- ✓ All the Contacts
- ✓ All the Cruise Lines

 [Download Now](#)

Beverage Supply Chain Manager
 Director
 Hotel Operations Manager
 Director
 F&B Purchasing V.P.
 Marine Operations Sr. Director
 Director
 F&B Purchasing V.P.
 Marine Operations Sr. Director
 Beverage Supply Chain Manager
 Director

2026:

Cruise Line	Ship	Cost ¹	Tonnage	Capacity	Yard	Sailing	Delivery
Royal Caribbean	Unnamed	\$1,100	250,800	5,610	Meyer Turku	TBA	Spring
Orient Express	Unnamed	\$300	30,000	108	Chantiers	TBA	TBA
Explora Journeys	Explora III	\$600	64,000	922	Fincantieri	World	Summer
TUI Cruises	Unnamed	\$850	161,000	4,000	Fincantieri	TBA	Q2
Mystic/Atlas	World Adventurer	\$120	10,000	200	West Sea	World	TBA
MSC Cruises	Unnamed	\$1,200	205,700	5,400	Chantiers	TBA	TBA
Viking Ocean	Unnamed	\$400	47,000	998	Fincantieri	World	TBA
Norwegian	Unnamed	\$1,000	156,300	3,571	Fincantieri	TBA	TBA
Project Sama	Unnamed	\$400	2,300	100	T. Mariotti	TBA	TBA
Four Seasons	Unnamed	\$425	20,000	180	Fincantieri	World	Q4
Antarctica21	Magellan Discoverer	\$65	590	100	ASENAV	Polar	Q4
Storylines	Narrative	\$650	62,000	1,094	Brodosplit	World	TBA

2026 Summary

Total Ships:	12	Orderbook Value:	\$7.1 Billion
Average Size:	84,141 Tons	Total Berths:	22,283
Average Capacity:	1,857 Passengers	Average Price/Berth:	\$319,077
Average Cost:	\$592,500,000		

2024

DRYDOCK AND REFURB REPORT

- ✓ Refit Schedule
- ✓ In-Depth Market Analysis
- ✓ All the Trends



Download Now



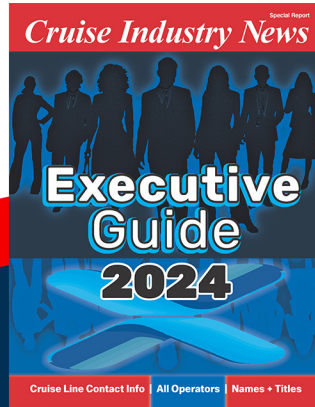

2027:

Cruise Line	Ship	Cost ¹	Tonnage	Capacity	Yard	Sailing	Delivery
Explora Journeys	Explora IV	\$600	64,000	922	Fincantieri	World	Spring
Carnival	Unnamed	\$950	183,900	5,400	Meyer Werft	TBA	TBA
Viking Ocean	Unnamed	\$400	47,000	998	Fincantieri	World	TBA
Orient Express	Unnamed	\$300	30,000	108	Chantiers	TBA	TBA
Norwegian	Unnamed	\$1,300	169,000	3,650	Fincantieri	TBA	TBA
Mystic/Atlas	World Discoverer	\$120	10,000	200	West Sea	World	TBA
MSC Cruises	Unnamed	\$1,200	205,700	5,400	Chantiers	TBA	TBA
Explora Journeys	Explora V	\$600	70,000	922	Fincantieri	World	TBA
Ryobi Holdings	Unnamed	\$150	20,000	150	West Sea	World	TBA

2027 Summary

Total Ships:	9	Orderbook Value:	\$5.6 Billion
Average Size:	88,844 Tons	Total Berths:	17,750
Average Capacity:	1,972 Passengers	Average Price/Berth:	\$316,620
Average Cost:	\$624,444,444		

DIGITAL REPORTS




Instant Download  

2028:

Cruise Line	Ship	Cost ¹	Tonnage	Capacity	Yard	Sailing	Delivery
Carnival	Unnamed	\$950	183,900	5,400	Meyer Werft	TBA	TBA
Explora Journeys	Explora VI	\$600	70,000	922	Fincantieri	World	TBA
Viking Ocean	Unnamed	\$400	47,000	998	Fincantieri	World	TBA
Viking Ocean	Unnamed	\$400	47,000	998	Fincantieri	World	TBA
Royal Caribbean	Unnamed	\$1,450	231,000	5,714	Chantiers	TBA	TBA
Norwegian	Unnamed	\$1,300	169,000	3,650	Fincantieri	TBA	TBA

2028 Summary

Total Ships:	6	Orderbook Value:	\$5.1 Billion
Average Size:	124,650 Tons	Total Berths:	17,682
Average Capacity:	2,947 Passengers	Average Price/Berth:	\$288,429
Average Cost:	\$850,000,000		



MARINE HOTEL ASSOCIATION
BY AND FOR THE INDUSTRY

39th Annual Conference & Trade Show

March 24-26, 2024

Naples Grande Beach Resort,
Naples, Florida



THE PREMIER ASSOCIATION AND EVENT FOR CULINARY / F&B / HOTEL



MARINE HOTEL ASSOCIATION
BY AND FOR THE INDUSTRY

Coastal Ships:

Cruise Line	Ship	Cost ¹	Tonnage	Capacity	Yard	Sailing	Delivery
American	Liberty	\$55	4,100	109	Chesapeake	U.S.	2024
American	Legend	\$55	4,100	109	Chesapeake	U.S.	2024
American	Patriot	\$65	5,000	125	Chesapeake	U.S.	2025
American	Unnamed	\$55	4,100	109	Chesapeake	U.S.	2025
American	Unnamed	\$55	4,100	109	Chesapeake	U.S.	2026
American	Unnamed	\$55	4,100	109	Chesapeake	U.S.	2026
American	Unnamed	\$55	4,100	109	Chesapeake	U.S.	2027
American	Unnamed	\$55	4,100	109	Chesapeake	U.S.	2027
American	Unnamed	\$55	4,100	109	Chesapeake	U.S.	2028
American	Unnamed	\$55	4,100	109	Chesapeake	U.S.	2028

Coastal Ships Summary

Total Ships:	10	Orderbook Value:	\$0.6 Billion
Average Size:	4,190 Tons	Total Berths:	1,106
Average Capacity:	111 Passengers	Average Price/Berth:	\$506,329
Average Cost:	\$56,000,000		

ORDERBOOK DATA REPORT 1988-2028

- ✓ Comprehensive Supply Outlook
- ✓ Past, Present and Future Trends
- ✓ Vessel Specs



Download Now  

Orderbook by Corporation

Royal Caribbean Group

Cruise Line	Ship	Cost ¹	Tonnage	Capacity	Yard	Sailing	Delivery
TUI Cruises	Mein Schiff 7	\$625	110,000	2,900	Meyer Turku	Europe	2024
Silversea	Silver Ray	\$600	54,700	728	Meyer Werft	World	2024
Royal Caribbean	Utopia	\$1,300	231,000	5,714	Chantiers	Carib	2024
TUI Cruises	Mein Schiff Relax	\$850	161,000	4,000	Fincantieri	Europe	2025
Royal Caribbean	Star/Seas	\$1,100	250,800	5,610	Meyer Turku	Carib	2025
Celebrity	Xcel	\$1,000	140,600	3,260	Chantiers	Carib	2025
Royal Caribbean	Unnamed	\$1,100	250,800	5,610	Meyer Turku	TBA	2026
TUI Cruises	Unnamed	\$850	161,000	4,000	Fincantieri	TBA	2026
Royal Caribbean	Unnamed	\$1,450	231,000	5,714	Chantiers	TBA	2028

Royal Caribbean Group Summary

Total Ships:	9	Orderbook Value:	\$8.9 Billion
Average Size:	176,767 Tons	Total Berths:	37,536
Average Capacity:	4,171 Passengers	Average Price/Berth:	\$236,440
Average Cost:	\$986,111,111		

MSC Cruises

Cruise Line	Ship	Cost ¹	Tonnage	Capacity	Yard	Sailing	Delivery
Explora Journeys	Explora II	\$600	64,000	922	Fincantieri	World	2024
MSC Cruises	World America	\$1,200	205,700	5,400	Chantiers	Carib	2025
Explora Journeys	Explora III	\$600	64,000	922	Fincantieri	World	2026
MSC Cruises	Unnamed	\$1,200	205,700	5,400	Chantiers	TBA	2026
Explora Journeys	Explora IV	\$600	64,000	922	Fincantieri	World	2027
MSC Cruises	Unnamed	\$1,200	205,700	5,400	Chantiers	TBA	2027
Explora Journeys	Explora V	\$600	70,000	922	Fincantieri	World	2027
Explora Journeys	Explora VI	\$600	70,000	922	Fincantieri	World	2028

MSC Cruises Summary

Total Ships:	8	Orderbook Value:	\$6.6 Billion
Average Size:	118,638 Tons	Total Berths:	20,810
Average Capacity:	2,601 Passengers	Average Price/Berth:	\$317,155
Average Cost:	\$825,000,000		



KEY SHIP & FLEET DATA





1	Cruise Line	Ship	Built	Tonnage	Passen	Crew	Cost	Shipyard	Length	Width
3	AIDA Cruises	AIDAcosma	2021	183,900	5,400	1,500	\$950,000,000	Meyer Werft	337	42
4	AIDA Cruises	AIDAnova	2018	183,900	5,000	1,500	\$950,000,000	Meyer Werft	337	42
5	AIDA Cruises	AIDAprera	2017	125,000	3,250	900	\$645,000,000	Mitsubishi Heavy Ind	300	37
6	AIDA Cruises	AIDAprima	2016	125,000	3,250	900	\$645,000,000	Mitsubishi Heavy Ind	299.95	37.65
7	AIDA Cruises	AIDastella	2013	71,300	2,192	620	\$575,000,000	Meyer Werft	253.26	32.2
8	AIDA Cruises	AIDamar	2012	71,000	2,174	620	\$575,000,000	Meyer Werft	253.22	32.2
9	AIDA Cruises	AIDAsol	2011	71,000	2,174	609	\$570,000,000	Meyer Werft	253.33	32.2
10	AIDA Cruises	AIDAbly	2010	71,000	2,174	607	\$525,000,000	Meyer Werft	253.33	32.2
11	AIDA Cruises	AIDAluna	2009	68,500	2,030	607	\$400,000,000	Meyer Werft	252	32.2
12	AIDA Cruises	AIDabella	2008	68,500	2,030	646	\$400,000,000	Meyer Werft	251.89	37.6
13	AIDA Cruises	AIDAdiva	2007	68,500	2,030	646	\$400,000,000	Meyer Werft	251.89	37.6
14	AIDA Cruises	AIDAura	2003	42,200	1,270	418	\$200,000,000	Aker MTW	202.78	28.1
15	AIDA Cruises	AIDAvita	2002	42,200	1,270	426	\$200,000,000	Aker MTW	202.85	35.5
16	AIDA Cruises	AIDAmira	1999	48,200	1,248	670	\$240,000,000	Chantiers de l'Atlant	216	28.8
17	AIDA Cruises	AIDAcara	1996	38,600	1,186	360	\$200,000,000	Kvaerner Masa-Yard	193.3	27.58
69	Carnival	Mardi Gras	2021	183,900	5,200	1,682	\$950,000,000	Meyer Turku	337	42
70	Carnival	Carnival Panorai	2019	135,000	4,000	1,450	\$780,000,000	Fincantieri	322	37
71	Carnival	Carnival Horizon	2018	135,000	4,000	1,450	\$780,000,000	Fincantieri	322	37
72	Carnival	Carnival Vista	2016	135,000	4,000	1,450	\$780,000,000	Fincantieri	322	37
73	Carnival	Carnival Breeze	2012	130,000	3,650	1,386	\$735,000,000	Fincantieri	306.02	37.2
74	Carnival	Carnival Magic	2011	130,000	3,650	1,380	\$735,000,000	Fincantieri	306	37.2
75	Carnival	Carnival Dream	2009	130,000	3,650	1,369	\$672,000,000	Fincantieri	306.02	37.2
76	Carnival	Carnival Splend	2008	113,300	3,000	1,150	\$500,000,000	Fincantieri	290	32.2
77	Carnival	Carnival Freedom	2007	110,000	2,974	1,150	\$550,000,000	Fincantieri	290.2	35.4
78	Carnival	Carnival Liberty	2005	110,000	2,974	1,160	\$450,000,000	Fincantieri	290.2	35.4
79	Carnival	Costa Magica (2	2004	103,000	2,720	1,027	\$400,000,000	Fincantieri	271	34
80	Carnival	Carnival Valor	2004	110,000	2,974	1,180	\$500,000,000	Fincantieri	290.2	35.4
81	Carnival	Carnival Miracle	2004	88,500	2,100	930	\$375,000,000	Kvaerner Masa-Yard	294	32
82	Carnival	Carnival Glory	2003	110,000	2,974	1,150	\$500,000,000	Fincantieri	290.2	35.4
83	Carnival	Carnival Conque	2002	110,000	2,974	1,150	\$500,000,000	Fincantieri	290.5	35.4
84	Carnival	Carnival Legend	2002	88,500	2,100	930	\$375,000,000	Kvaerner Masa-Yard	294	32.2
85	Carnival	Carnival Pride	2001	88,500	2,100	930	\$375,000,000	Kvaerner Masa-Yard	294	32
86	Carnival	Carnival Spirit	2001	88,500	2,100	961	\$375,000,000	Kvaerner Masa-Yard	293.52	32.31
87	Carnival	Carnival Radiant	2000/2021	101,509	2,984	1,108	\$430,000,000	S/Fincantieri/Navantia	272.19	35.36
88	Carnival	Carnival Sunrise	1999/2011	101,509	2,984	1,108	\$400,000,000	S/Fincantieri/Navantia	272.3	35.5
89	Carnival	Carnival Elation	1998	70,367	2,040	920	\$315,000,000	Kvaerner Masa-Yard	261	31.5

- Guests
- Crew
- Length
- Width
- Draft
- Scrubber
- Shorepower
- List of Ships

OVER 500 SHIPS
Current Fleet + New Ship Orderbook

Download Now 



Carnival Corporation

Cruise Line	Ship	Cost ¹	Tonnage	Capacity	Yard	Sailing	Delivery
<input checked="" type="checkbox"/>  Princess	Sun Princess	\$1,000	175,000	4,300	Fincantieri	Eur/Carib	2024
Cunard Line	Queen Anne	\$600	113,000	3,000	Fincantieri	World	2024
 Princess	Star Princess	\$1,000	175,000	4,300	Fincantieri	Eur/Carib	2025
 Carnival	Unnamed	\$950	183,900	5,400	Meyer Werft	TBA	2027
 Carnival	Unnamed	\$950	183,900	5,400	Meyer Werft	TBA	2028

Carnival Corporation Summary

Total Ships:	5		
Average Size:	166,160 Tons	Orderbook Value:	\$4.5 Billion
Average Capacity:	4,480 Passengers	Total Berths:	22,400
Average Cost:	\$900,000,000	Average Price/Berth:	\$200,893

Norwegian Cruise Line Holdings

Cruise Line	Ship	Cost ¹	Tonnage	Capacity	Yard	Sailing	Delivery
Norwegian	Aqua	\$1,000	156,300	3,571	Fincantieri	Carib	2025
Oceania	Allura	\$660	67,000	1,200	Fincantieri	Eur/Carib	2025
Norwegian	Unnamed	\$1,000	156,300	3,571	Fincantieri	TBA	2026
 Norwegian	Unnamed	\$1,300	169,000	3,650	Fincantieri	TBA	2027
 Norwegian	Unnamed	\$1,300	169,000	3,650	Fincantieri	TBA	2028

Norwegian Cruise Line Holdings Summary

Total Ships:	5		
Average Size:	143,520 Tons	Orderbook Value:	\$5.3 Billion
Average Capacity:	3,128 Passengers	Total Berths:	15,642
Average Cost:	\$1,052,000,000	Average Price/Berth:	\$336,274

Note: For a full accounting of cruise ship orderbook trends dating back to 1988, please see the [Cruise Ship Orderbook Report](#)

(1) In Millions (USD) | Costs May Be Estimated

 : Expedition Vessel

 : Alternative Fuels

 : China-Asia Dedicated

: Delivered

TBA: To Be Announced | Last Updated: Friday, March 29, 2024

2024 CHINA MARKET REPORT

- 2024+ Outlook
- Full Scope



Download Now